

Carbon Reduction Plan

Supplier name: Danone, Specialised Nutrition Division, UK (Nutricia)

Publication date: May 2026

Overview

The Specialised Nutrition Division of Danone UK includes the brands Nutricia, Aptamil and Cow & Gate.

Commitment to achieving Net Zero

Nutricia UK as part of the global Danone company is committed to achieving Net Zero emissions by 2050. [Click here](#) to view our Danone Climate Transition Plan, which sets out our plan to achieve SBTi validated near term reduction targets by 2030 and places us on the pathway towards Net Zero.

Baseline Emissions Footprint

Baseline emissions are a record of the greenhouse gases that have been produced in the past and were produced prior to the introduction of any strategies to reduce emissions. Baseline emissions are the reference point against which emissions reduction can be measured.

Baseline Year: 2020

Additional Details relating to the Emissions calculations.

2020 baseline emissions have been revised in this 2026 report to align with Danone's global GHG emissions reporting methodology across scopes 1, 2 & 3.

Baseline emissions are a record of the greenhouse gases that have been produced in the past and were produced prior to the introduction of any strategies to reduce emissions. Baseline emissions are the reference point against which emissions reduction can be measured.

Emissions reported in this Carbon Reduction Plan are those of the global Danone business: As part of the Danone Group, Nutricia UK emissions are reflected at a global level through Danone's consolidated reporting framework. This global reporting includes all emissions associated with the Nutricia UK business, ensuring that our environmental impact is fully accounted for within Danone's overall footprint. Note this is a change from our 2025 Carbon Reduction Plan which reported Nutricia UK emissions only.

Scope 3 emissions are calculated in accordance with the methodology set out in the GHG Protocol Corporate Value Chain (scope 3) Accounting and Reporting Standard. This approach considers emissions all along the Group's value chain. The following categories are reported as Scope 3 emissions:

Upstream:

- Category 1. Purchased goods and services
- Category 3. Fuel and energy related activities (not included in Scope 1 and 2)
- Category 4. Upstream transportation and distribution
- Category 5. Waste generated in operations

Downstream:

- Category 9. Downstream transportation and distribution
- Category 11. Use of sold products

- Category 12. End of life treatment of sold products

Excluded Scope 3 categories:

- Category 2. Capital goods¹
- Category 6. Business travel ²
- Category 7. Employee commuting³
- Category 8. Upstream leased assets⁴
- Category 10. Processing of sold products⁵
- Category 13. Downstream leased assets⁶
- Category 14. Franchises⁷
- Category 15. Investments⁸

Find full details of Danone’s GHG emissions reporting methodology on p228-229 of our [2025 Universal Registration Document](#).

Baseline year emissions: 2020

EMISSIONS	TOTAL (TCO₂e)
Scope 1	(Industrial): 600,977 (FLAG): 168,809
Scope 2	443,189
Scope 3 (Included Sources)	(FLAG) 13,699,683 (Non-FLAG) 7,010,817
Total Emissions	21,923,476

¹ In 2021, Danone performed an estimation of the emissions related to its annual spend of any investments in capital goods, e.g buildings and equipment’s (as production lines, vehicles etc...). A financial approach with emission factors from the database Exiobase and with spent by categories defined base on their business objectives, e.g innovation, increase in margin of operations has been performed. It provided an estimation of emissions of 729 ktons CO2 equivalent, that represents 2,9% of total scope 3 emissions in 2020. The breakdown of capital goods spend by nature and with physical indicators was not available. Thus, due to the high level of uncertainty of this estimation Danone decided not to include this category of emissions in its inventory in 2021.

² Evaluated as not material to Danone’s business model.

³ Evaluated as not material to Danone’s business model.

⁴ This category is not relevant to Danone’s business model and therefore has been excluded.

⁵ Evaluated, not material. This category is not relevant to Danone’s business model and therefore has been excluded.

⁶ Emissions from downstream warehouses which are not owned or under operational control of Danone are reported in the category downstream transportation and distribution.

⁷ Not relevant, Danone does not grant any license to other entities to sell or distribute its goods or services in return for payments, such as royalties for the use or trademarks and other services.

⁸ Evaluated, not material. In 2021, Danone performed an estimation on the basis of the sales where it has an ownership interest. The sales have been multiplied by a proxy determined on the basis of Danone’s direct emissions. Danone concluded that this category of emissions would represent 0,1% of total scope3 emissions and thus it excluded it from its inventory.

Current Emissions Reporting

Reporting Year: 2025	
EMISSIONS	TOTAL (TCO ₂ e)
Scope 1	(Industrial): 575,432 (FLAG): 121,835
Scope 2	49,227
Scope 3 (Included Sources)	(FLAG) 10,744,029 (Non-FLAG) 5,819,503
Total Emissions	17,310,027

Emissions reduction targets

As part of the Danone Group, Nutricia UK is included in the scope of Danone's emissions reduction targets. In 2024, Danone's 2030 near-term and 2050 Net-Zero targets were validated by the Science Based Targets initiative (SBTi) and reflect its efforts to limit risks relating to climate change and greenhouse gas (GHG) emissions. These targets confirm the Group's short- to long- term ambition to reduce GHG emissions and align with the 1.5°C pathway.

The Danone average carbon reduction target is 34.8% by 2030, vs a 2020 baseline, this is split;

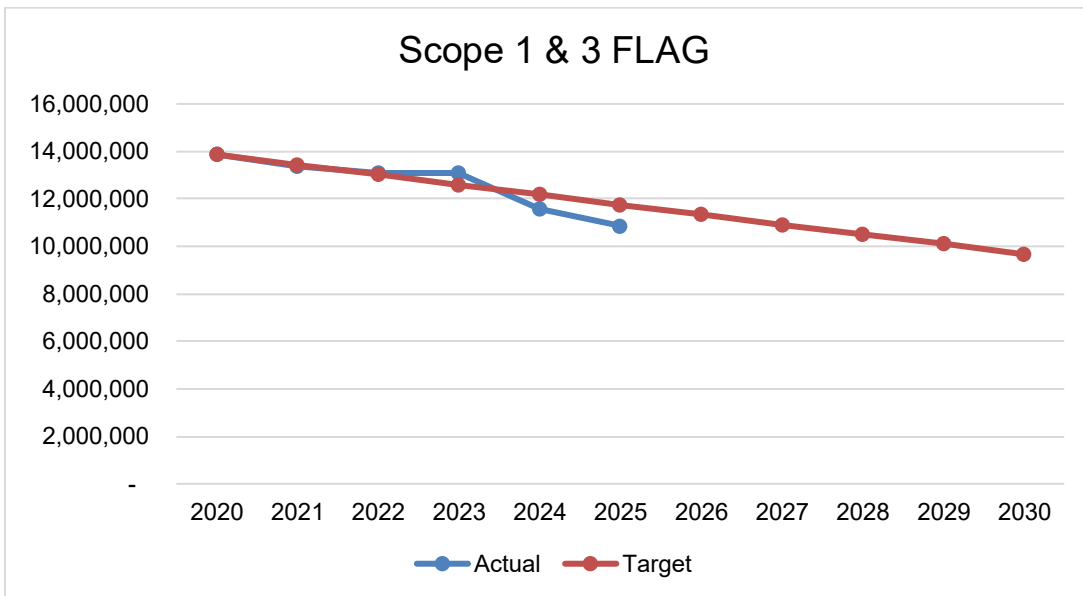
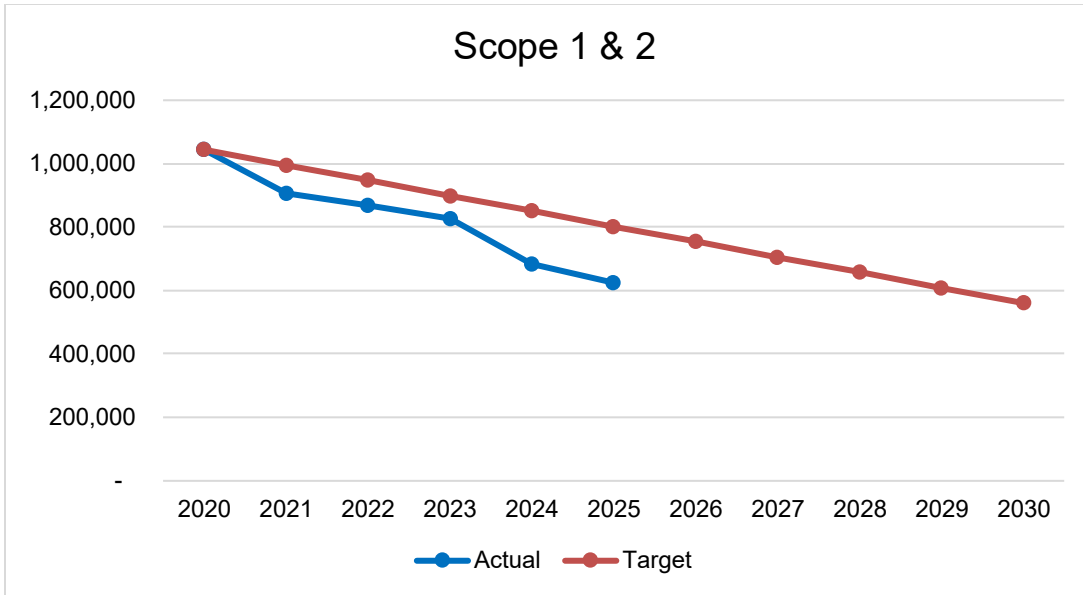
Energy and Industrial:

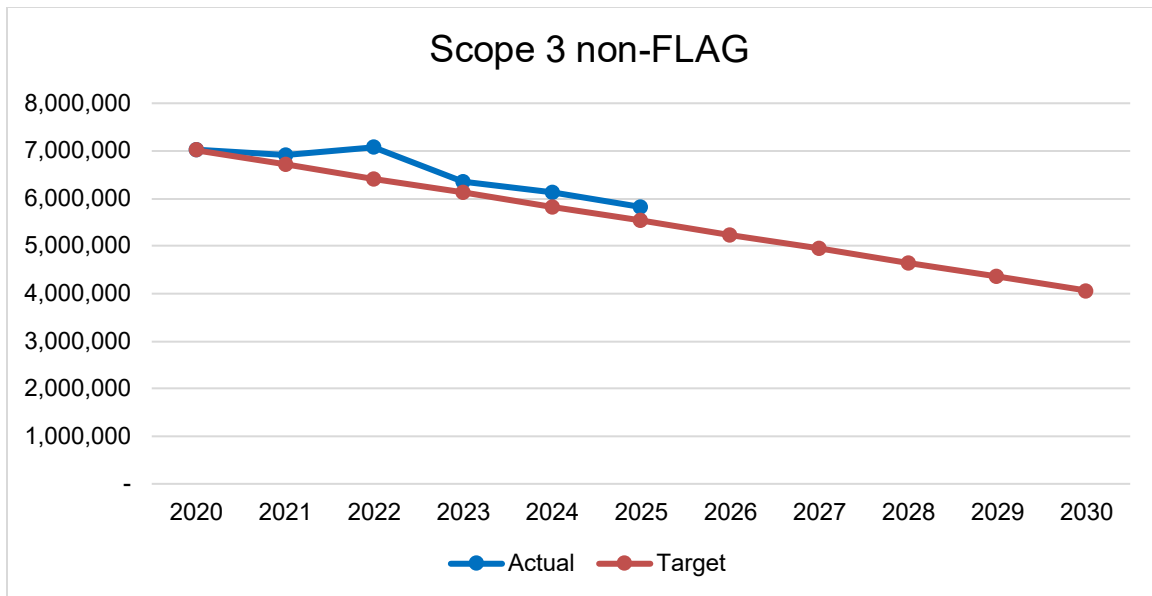
- Danone commits to reduce absolute scope 1 and 2 GHG emissions 46.3% by 2030 vs a 2020 base year (the target boundary includes land-related emissions and removals from bioenergy feedstocks)
- Danone also commits to reduce absolute scope 3 GHG emissions from purchased goods and services, fuel-and energy-related activities, upstream transportation and distribution, waste generated in operations, downstream transportation and distribution and end of life treatment of sold products 42% within the same timeframe.

FLAG (Forest, Land and Agriculture):

- Danone further commits to reduce absolute scope 1 and 3 FLAG GHG emissions 30.3% by 2030 vs a 2020 base year (target includes FLAG emissions and removals).

Progress against these three targets can be seen in the graphs below. Note for the purpose of these graphs only we have showed what a linear trajectory to our 2030 target would require.





Carbon Reduction Projects

[Danone's Climate Transition Plan](#) outlines eight strategic programs to accelerate progress in line with our targets across Danone's value chain. For detail on plans and actions taken to date across each of these programs, see [Danone's 2025 Universal Registration Document](#) p.215-223.

Global Danone actions taken in 2025:

Agriculture and ingredients:

- In 2025, Danone continued to scale regenerative agriculture and at the end of 2025 42% of the volume of key ingredients we source directly came from farms which have begun to transition to regenerative agriculture.
- At the end of 2025, methane emissions of which 80% are resulting from enteric fermentation and 20% from manure management, have decreased by 29.8% (compared to a 2020 baseline).
- Danone continued to incorporate decarbonization targets into dairy supplier contracts: At the end of 2025, 75% of Danone's dairy ingredient suppliers (by volume) had committed to or set Science Based Targets.
- Danone continued co-developing a decarbonization plan with the dairy sector: At the end of 2025, 83.0% of Danone's dairy ingredient suppliers (by volume) were members of the Sustainable Dairy Partnership.
- In 2025, 94% of the palm oil Danone sourced was certified as segregated by the Roundtable on Sustainable Palm Oil (RSPO).

Packaging and Operations:

- Danone achieved 84.9% recyclable, reusable or compostable packaging, and recovery of 62.7% of the plastic put on the market from collection systems (vs 85% and 60% in 2024)
- All Danone Specialised Nutrition factories within Europe are powered by renewable electricity

Supplier Engagement:

- Danone has actively partnered with its suppliers to emphasize the importance of setting Science-Based Targets, adopting the Sustainable Sourcing Policy and developing decarbonization roadmaps moving forward. This included facilitating on-the-ground meetings with suppliers and producers of key commodities.
- Danone's Sustainable Sourcing Policy requires suppliers to adhere to fundamental social, environmental and ethical principles aligned with international standards such as the UN Guiding Principles on Business & Human Rights. Key initiatives include promoting regenerative agriculture, deforestation-free sourcing, and fostering ethical, inclusive supplier relationships to build sustainable food systems and support diverse ecosystems.

Steps we have already taken as Nutricia UK:

Transport

- Reduced road miles by consolidating deliveries, optimising delivery routes and times.
- We have transitioned 50% of our Nutricia Homeward fleet to electric vehicles, with the rest fuelled with biofuel (HVO - hydrotreated vegetable oil), a fossil-free alternative to mineral diesel with lower associated GHG emissions.
- Throughout 2025 we have trialled electric HGV deliveries for part of our Specialised Nutrition portfolio.
- All employees have hybrid contracts with the choice to work from home or office.

Renewable Energy:

- Our UK and Ireland based specialised nutrition factories in Macroom, Wexford and Liverpool use 100% renewable electricity. Our Wexford factory also uses a biomass boiler powered by sustainable wood fuels.

Low carbon by design products

- Launch of Nutrison Plant Based 2kcal HP Multi Fibre - the UK's first plant-based 2kcal tube feed, and Fortisip Plant Based 2kcal, a plant-based high-protein medical nutrition drink formulated for people suffering from malnutrition, which includes pioneering savoury flavours.
- This expands on our previous introductions of plant-based products to our range such as the Fortisip PlantBased 1.5 kcal, which was the first plant-based ready-to-drink oral nutritional supplement formulated for the nutritional needs of patients with disease-related malnutrition.
- Both new launches have resulted in significant carbon footprint reductions, as verified by the Carbon Trust; the Nutrison product is 24% lower than Nutrison Protein Plus Multi Fibre and our Fortisip PlantBased 2kcal has a 45% lower carbon footprint than the standard 2kcal Fortisip.
- Upgraded the protein blend in our Nutrison Energy Multi-fibre. This unique blend comprises 78% plant-based proteins vs 40% in the previous composition. Trial results have shown the same excellent tolerance for patients, now with 18% lower carbon footprint.

Packaging

- New online resources for patients and HCPs to explain how to recycle our packaging.
- Increase in the percentage of total containers used by Homeward patients that are reusable compared to single use to 17% in 2025 vs 14% in 2024.
- Engagement with HCPs and Patients to encourage the safe reuse of giving sets following clinical research available to demonstrate that one giving set is safe to use for 24 hours, which reduces the total number needed.

Future years:

Building on the progress already achieved, our future plans include a number of key initiatives to further reduce carbon across our operations and supply chain. Key areas of focus include:

- **Packaging:** Improving the recyclability of our packaging, moving patients to reusable options where possible and reducing virgin material use through further lightweighting initiatives
- **Logistics:** driving further efficiencies across the logistics network to reduce road miles, while supporting the longer-term transition towards electric vehicles (including our Homeward fleet and third-party suppliers)
- **Energy optimisation:** exploring renewable energy alternatives, including on-site generation.

These actions form part of our ongoing roadmap to reduce operational emissions while strengthening supply chain efficiency.

Declaration and Sign Off

This Carbon Reduction Plan has been completed in accordance with PPN 06/21 and associated guidance and reporting standard for Carbon Reduction Plans.

Emissions have been reported and recorded in accordance with the published reporting standard for Carbon Reduction Plans and the GHG Reporting Protocol corporate standard⁹ and uses the appropriate Government emission conversion factors for greenhouse gas company reporting¹⁰.

Scope 1 and Scope 2 emissions have been reported in accordance with SECR requirements, and the required subset of Scope 3 emissions have been reported in accordance with the published reporting standard for Carbon Reduction Plans and the Corporate Value Chain (Scope 3) Standard¹¹.

This Carbon Reduction Plan has been reviewed and signed off by the board of directors (or equivalent management body).

Signed on behalf of the Supplier:



Richard Hall, VP, General Secretary

Date: 28 April 2026

⁹ <https://ghgprotocol.org/corporate-standard>

¹⁰ <https://www.gov.uk/government/collections/government-conversion-factors-for-company-reporting>

¹¹ <https://ghgprotocol.org/standards/scope-3-standard>